



BIGSTONE CREE NATION ZOOM MEMBERSHIP MEETING INSTRUCTIONS

What is ZOOM? Zoom is an internet-based video conferencing service you can use to meet with others online - either by video or audio-only or both from anywhere in the world.

How to Download Zoom on your computer

Open your computer's internet browser and search for Zoom, click Download or go to: <https://zoom.us/download> Click "Download". The Zoom app will then begin downloading.

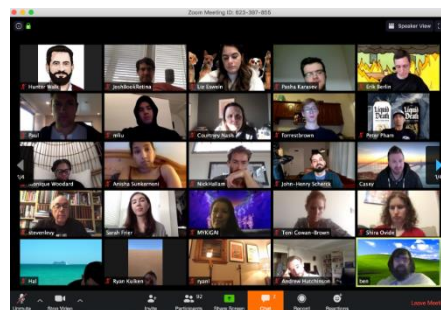
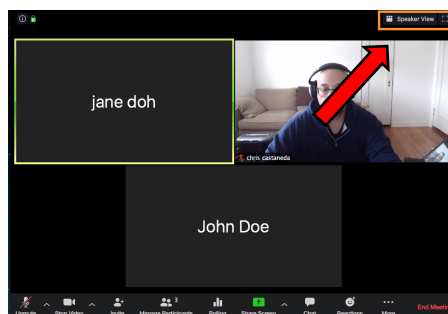
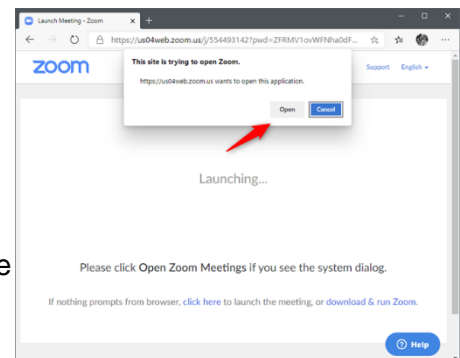
How to Download Zoom from Google Play (Android user)

On your phone, or tablet use the Play Store app or Google Play. Search for Zoom App. Tap Install. The Zoom app will then begin downloading.

How to Download Zoom from Apple Store (Apple user)

On your iPhone, iPad, or iPod touch, open the App Store App. Search for Zoom App. Tap or click the "Get" button. If you see the "Open" button instead of a price or Get button, you already bought or downloaded that app. The Zoom app will then begin downloading.

1. Prior to clicking the link to join meeting please ensure you have ZOOM installed on the device (**computer or cell phone**) you will be using.
2. To get started open up the email that was sent to you that includes the Zoom link, click the link and another window will pop up.
3. Click 'Open' another window will pop up with you on camera. Select "Join with Video" Please remember to join the meeting with your Full Registered Name. You will not be permitted to join the meeting if the name does not match the name you signed up with Corrine.
4. Zoom will open up with you on the screen or others with mini screens if others are logged in depending on the view you have it set in. To change the view, click on the top right where it says "View" select either "Speaker View" or "Gallery View".



5. Click the “Raise Hand” icon it is located under the “Reactions” tab on the bottom right and recite your Name and Treaty Number prior to speaking. The Admin and Chair will keep track of who is in line to speak, please be patient.

How to join meeting by Phone

When registering with Corrine you will provide whether you will be joining the meeting by internet or phone along with the phone number you will be calling from. On the day of the meeting please contact Corrine for the phone number and password to call in. The phone number must match with the phone number you have provided to Corrine when registering. You will not be permitted to join the meeting if this phone number does not match.

Please keep in mind that you will be removed for improper conduct and language. The meeting will occur from 7pm to 9pm. Bigstone Cree Nation Managers will be in attendance.

Thank you for your cooperation!